

# METROPOLITAN 54-IN FOOSBALL TABLE ASSEMBLY INSTRUCTIONS



Please Do Not Hesitate to  
Contact Our Consumer Hotline  
at 800-759-0977  
with Any Questions That May  
Arise During Assembly or  
Use of This Product!

NG1030F

**THANK YOU!**

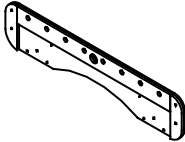
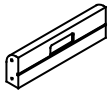
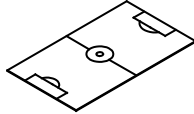

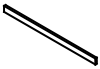
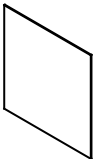








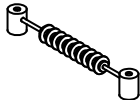


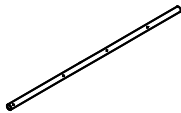
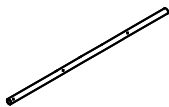
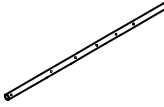




Thank you for purchasing this product.

We work around the clock and around the globe to ensure that our products maintain the highest possible quality. However, in the rare case of issues during assembly or use of this product, please contact our Consumer Hotline at **800-759-0977** for immediate assistance before contacting your retailer.






Please read the warranty information at the back of these assembly instructions for further details.

**IMPORTANT! PLEASE READ THESE ASSEMBLY INSTRUCTIONS  
IN ENTIRETY BEFORE ASSEMBLING YOUR PRODUCT.**

# PARTS IDENTIFIER (NOT TO SCALE)

<p>#1</p>  <p>SIDE PANEL 2 pieces</p>	<p>#2</p>  <p>END PANEL 2 pieces</p>	<p>#3</p>  <p>PLAYING FIELD 1 piece</p>	<p>#4</p>  <p>LEGS 4 pieces</p>
<p>#5</p>  <p>PLAYER FIELD SUPPORT BRACE 2 pieces</p>	<p>#6</p>  <p>LEG PANEL A 2 pieces</p>	<p>#7</p>  <p>LEG PANEL B 2 pieces</p>	<p>#8</p>  <p>SOCCER BALL 2 pieces</p>
<p>#9</p>  <p>BALL ENTRY CUP 2 pieces</p>	<p>#10</p>  <p>ROD HANDLE 8 pieces</p>	<p>#11</p>  <p>ROD END CAP 8 pieces</p>	<p>#12</p>  <p>LEG LEVELER 4 pieces</p>
<p>#13</p>  <p>ROD BUMPER 16 pieces</p>	<p>#14</p>  <p>ROD WASHER 16 pieces</p>	<p>#15</p>  <p>SLIDE SCORER 2 pieces</p>	<p>#16</p>  <p>HOME PLAYER 13 pieces</p>
<p>#17</p>  <p>VISITOR PLAYER 13 pieces</p>	<p>#18</p>  <p>3 PLAYER ROD 4 pieces</p>	<p>#19</p>  <p>2 PLAYER ROD 2 pieces</p>	<p>#20</p>  <p>5 PLAYER ROD 2 pieces</p>
<p>#21</p>  <p>5/16"x1-3/4" BOLT 8 pieces</p>	<p>#22</p>  <p>5/16"x1-1/4" BOLT 12 pieces</p>	<p>#23</p>  <p>5/16" WASHER 20 pieces</p>	<p>#24</p>  <p>1/2" FLAT SCREW 2 pieces</p>

# PARTS IDENTIFIER (NOT TO SCALE)

<p>#25</p>  <p>1-1/8" BOLT 26 pieces</p>	<p>#26</p>  <p>NUT 26 pieces</p>	<p>#27</p>  <p>1-3/4" SCREW 12 pieces</p>	<p>#28</p>  <p>1" FLAT SCREW 10 pieces</p>
<p>#29</p>  <p>1-1/4" FLAT SCREW 4 pieces</p>			

# ASSEMBLY TIPS

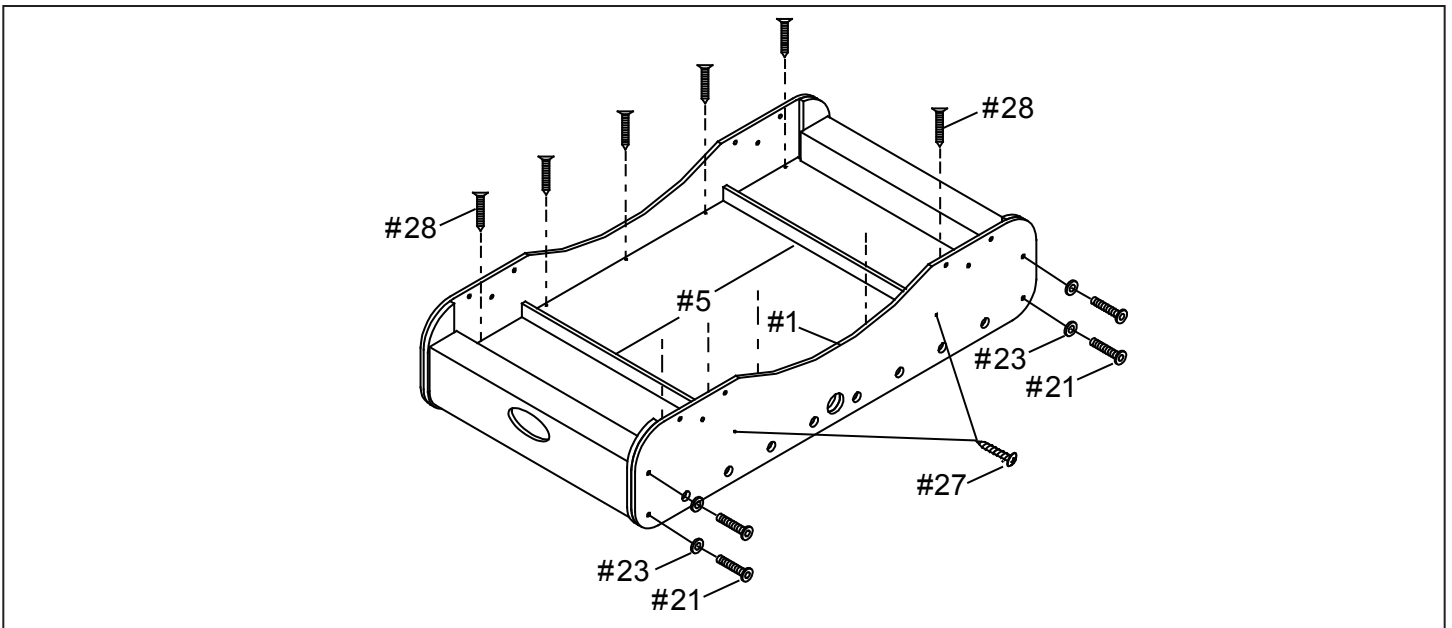
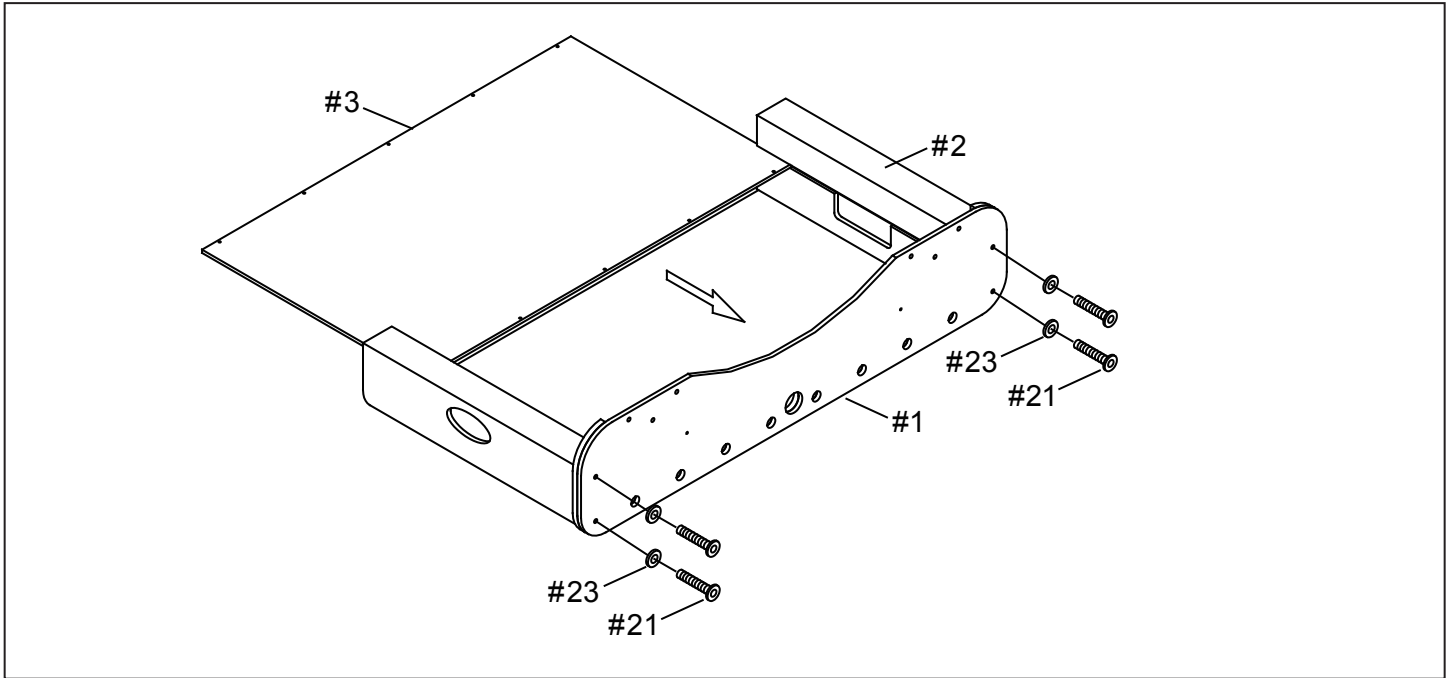
1. Find a clean, level surface to begin the assembly of your game table. We recommend that two adults work together to assemble this game. You may want to carefully cut or tear the four corners of the box so that the bottom of the box can be used as your work surface.
2. Remove all of the contents from box and verify that you have all of the parts shown on the Parts Identifier before you begin assembly. **Note: Some parts may be pre-installed or pre-assembled.**
3. Some figures or drawings may not look exactly like your product. Please read and understand the text before beginning each assembly step.
4. **When installing parts that have more than one screw or bolt, hand tighten all screws or bolts in place before final tightening with screwdriver or wrench.**
5. Electric screwdrivers may be helpful during assembly; however, please set a **low torque** and use extreme caution because screws may be stripped or overtightened, resulting in damaged parts, if the electric screwdriver's torque is set too high.

## **WARNINGS!**

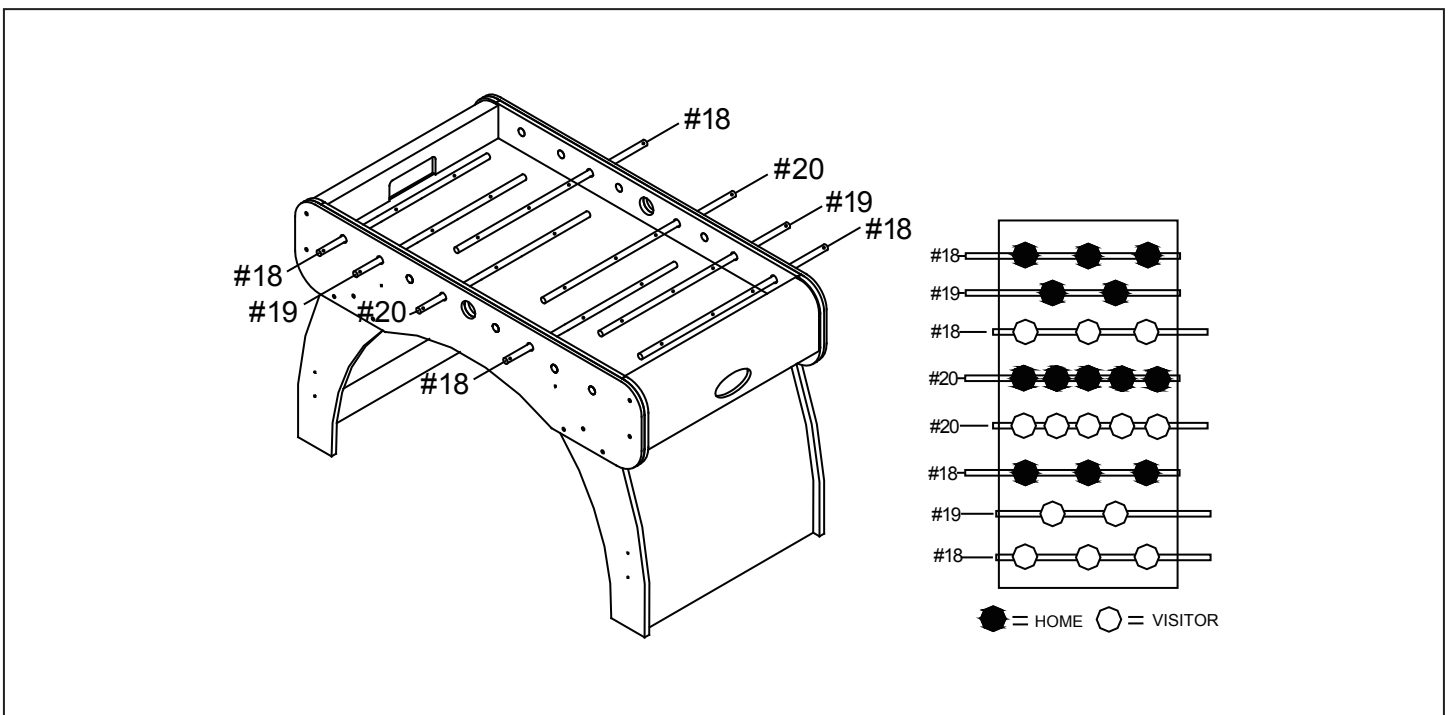
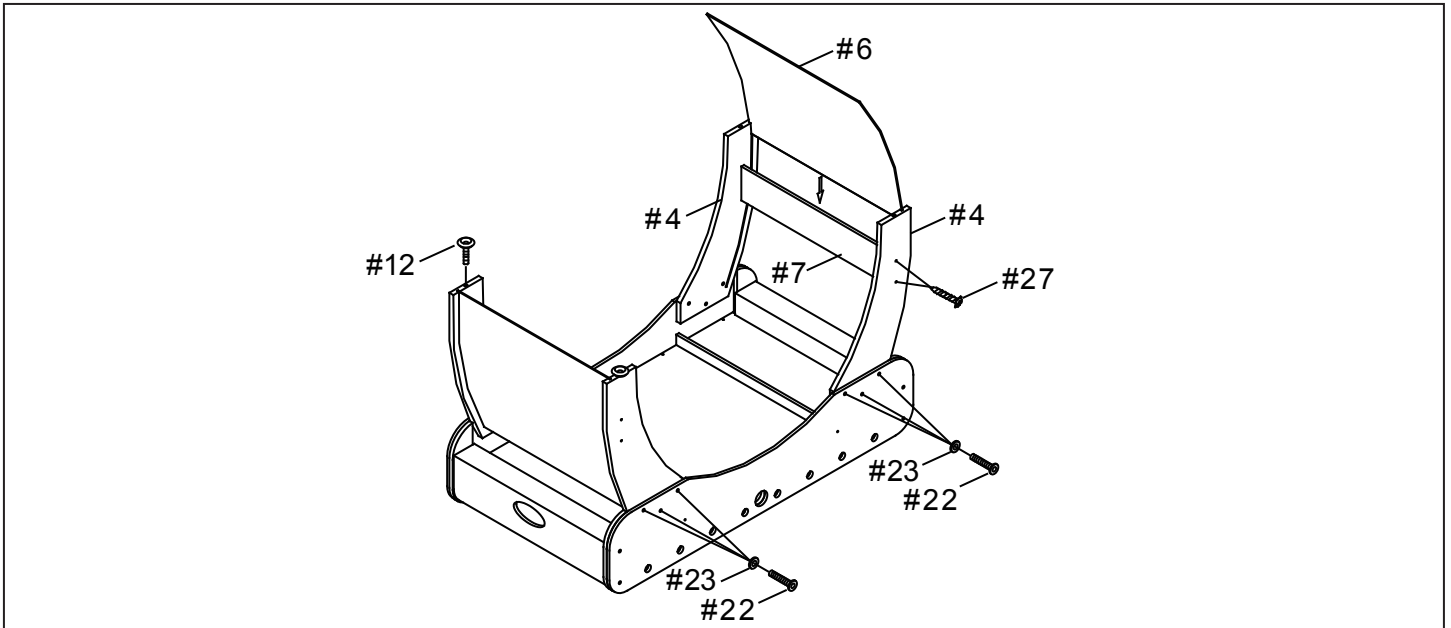
READ AND FOLLOW ALL ASSEMBLY, OPERATION AND SAFETY INSTRUCTIONS CAREFULLY.

**CHOKER HAZARD - THIS TABLE CONTAINS SMALL BALLS AND PARTS  
NOT SUITABLE FOR CHILDREN UNDER 3 YEARS OF AGE.**

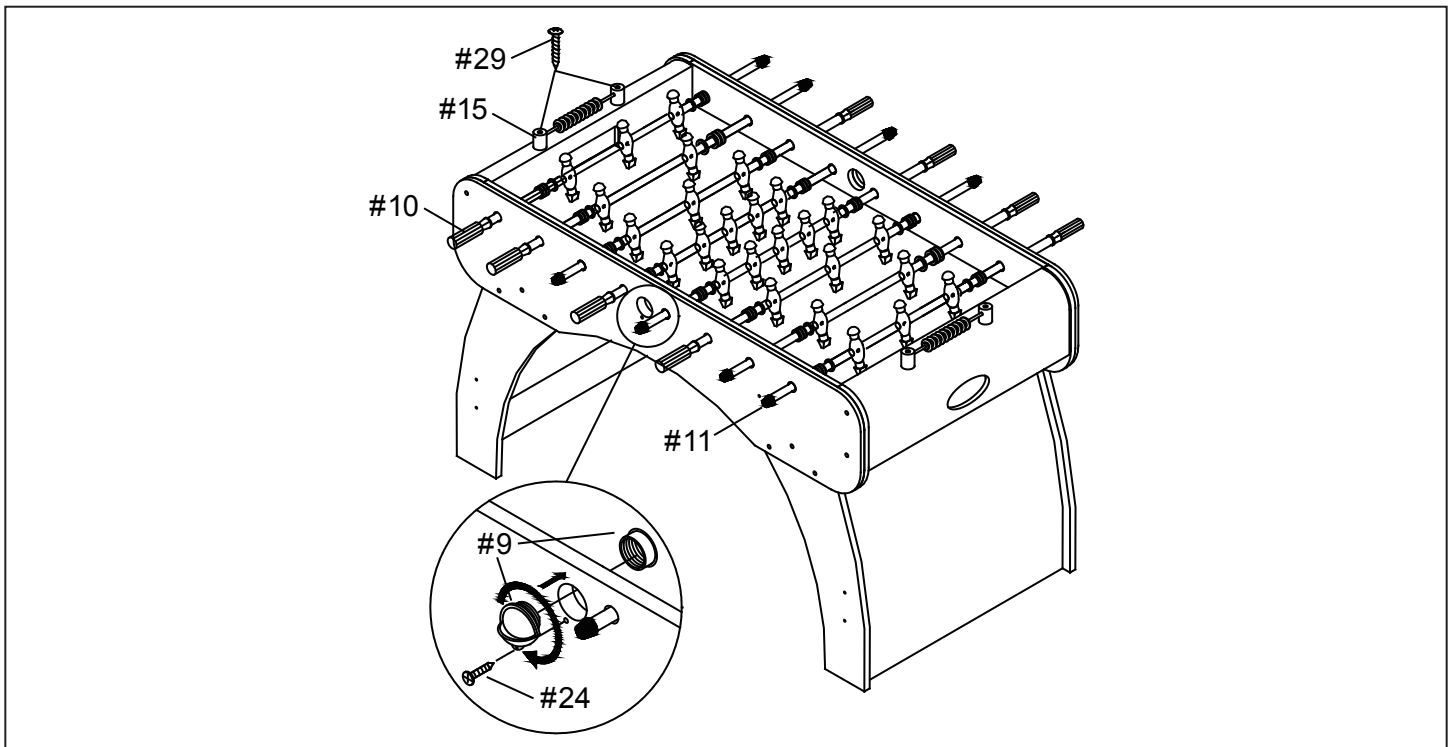
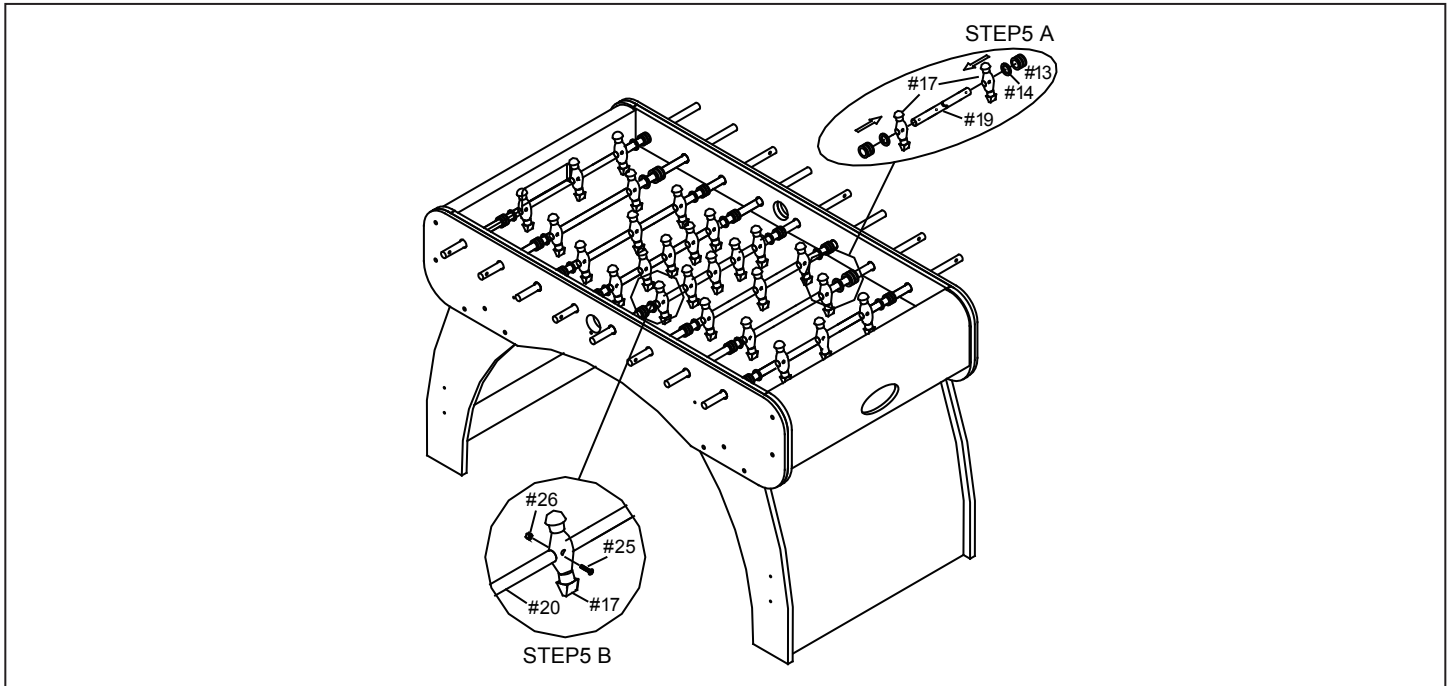
# ASSEMBLY INSTRUCTIONS



# ASSEMBLY INSTRUCTIONS



# ASSEMBLY INSTRUCTIONS





# CONGRATULATIONS!

You have now assembled your Game Table.  
Please note the Care and Use instructions below to ensure years of trouble free use of your game table.

## CARE AND USE

1. This product is intended for **INDOOR** use only.
2. Do **NOT** sit, climb or lean on the table.
3. Do **NOT** drag the table when moving it as this will damage the legs.

# 180-DAY LIMITED WARRANTY

This product is warranted to the original purchaser to be free from defects in material or workmanship for a period of 180 days from the date of the original retail purchase.

This warranty does not cover defects or damage due to improper installation, alteration, accident or any other event beyond the control of the manufacturer. Defects or damage resulting from misuse, abuse or negligence will void this warranty. This warranty does not cover scratching or damage that may result from normal usage.

This product is not intended for institutional or commercial use; the manufacturer does not assume any liability for such use. Institutional or commercial use will void this warranty.

This warranty is nontransferable and is expressly limited to the repair or replacement of the defective product. During the warranty period, the manufacturer shall repair or replace defective parts at no cost to the purchaser. Shipping charges and insurance are not covered and are the responsibility of the purchaser. Labor charges and related expenses for removal, installation or replacement of the product or components are not covered under this warranty.

The manufacturer reserves the right to make substitutions to warranty claims if parts are unavailable or obsolete.

The manufacturer shall not be liable for loss of use of the product or other consequential or incidental costs, expenses or damages incurred by the consumer of any other use. The user assumes all risk of injury resulting from the use of this product.

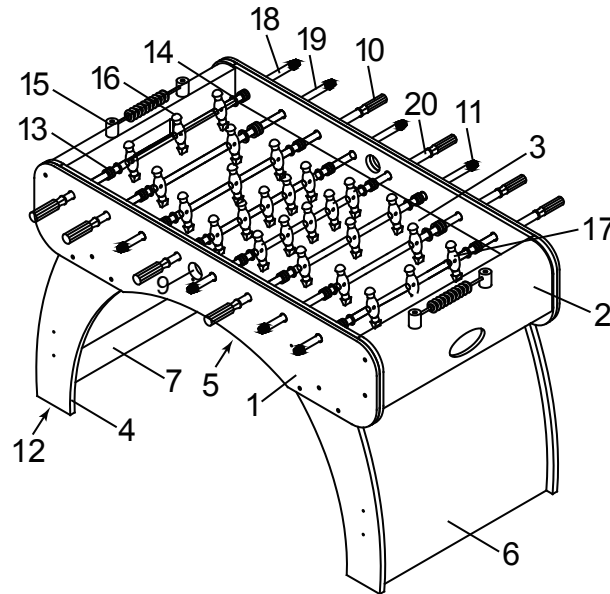
This warranty is expressly in lieu of all other warranties, expressed or implied, including warranties of merchantability or fitness for use to the extent permitted by Federal or state law. Neither the manufacturer nor any of its representatives assumes any other liability in connection with this product.

**All warranty claims must be made through the retailer where the product was originally purchased. A purchase receipt or other proof of date of purchase will be required to process all warranty claims. The model number and part numbers found within the assembly instructions will be required when submitting any parts requests or warranty claims.**


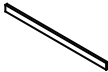
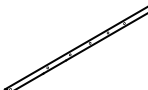
**For further warranty information or inquiries, please call 800-759-0977**

# METROPOLITAN 54-IN FOOSBALL TABLE - NG1030F











## Parts List



### PARTS

#1 NGP6200  SIDE PANEL	#2 NGP6201  END PANEL	#3 NGP6202  PLAYFIELD	#4 NGP6203  LEG	#5 NGP6204  SUPPORT BRACE	#6 NGP6205  LEG END PANEL A	#7 NGP6206  LEG END PANEL B
#8 NGP5807  SOCCER BALL	#9 NGP5801  BALL ENTRY CUP	#10 NGP6207  ROD HANDLE	#11 NGP51693  ROD END CAP	#12 NGP6208  LEG LEVELER	#13 NGP51713  ROD BUMPER	#14 NGP51723  ROD WASHER
#15 NGP6209  SLIDE SCORER	#16 NGP5797  HOME PLAYER	#17 NGP5973  VISITOR PLAYER	#18 NGP6210  3 PLAYER ROD	#19 NGP6211  2 PLAYER ROD	#20 NGP6212  5 PLAYER ROD	

### HARDWARE PACK - NGP6213

#21  5/16"X1-3/4" BOLT	#22  5/16"X1-1/4" BOLT	#23  FLAT WASHER	#24  1/2" FLAT SCREW	#25  1-1/4" BOLT	#26  NUT	#27  1-3/4" SCREW	
#28  1" FLAT SCREW	#29  1"-1/4" FLAT SCREW	ADDITIONAL EQUIPMENT REQUIRED:  PHILLIPS HEAD SCREWDRIVER					